


**DRISCOLL INDEPENDENT SCHOOL DISTRICT
FISCAL YEAR 2018-19**

GENERAL FUND-199

	<u>As Proposed</u>
Revenue:	
5700 Local	1,137,480
5800 State/FSP& ASF	2,134,654
5900 Federal/SHARS	50,000
	<hr/>
Total Revenue	<u>3,322,134</u>
	<hr/>
Expenditures:	
11 Instruction	1,627,670
12 Instructional Resources/Media	37,003
13 Curriculum & Inst Staff Development	18,858
21 Instructional Leadership	2,800
23 School Leadership	191,121
31 Guidance & Counseling	65,545
32 Social Work Services	11,170
33 Health Services	46,831
34 Pupil Transportation	218,081
36 Cocurricular & Extra Activities	51,662
41 General Administration	301,537
51 Plant Maintenance & Operation	668,733
52 Security	7,700
53 Data Processing Services	33,957
61 Community Services	5,500
99 Contracted Instructional Services	235,732
	<hr/>
Total Expenditures	<u>3,523,901</u>
	<hr/>
Net Revenue Over Expenditures	<u>(201,767)</u>



APPROVED

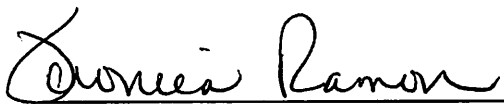
August 21, 2018

DATE ADOPTED

DRISCOLL INDEPENDENT SCHOOL DISTRICT
FOOD SERVICE PROGRAM-FUND 240

FISCAL YEAR 2018-19

	<u>As Proposed</u>
Revenue:	
5700 Local	32,100.00
5800 State	11,500.00
5900 Federal	192,500.00
Total Revenue	<u>236,100.00</u>
 Expenditures:	
35 Child Nutrition	231,550.00
Total Expenditures	<u>231,550.00</u>
 Net Revenue Over Expenditures	 <u><u>\$ 4,550.00</u></u>



APPROVED

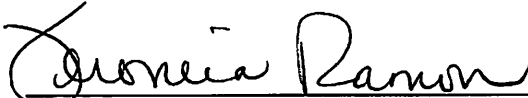
August 21, 2018

DATE ADOPTED

DRISCOLL INDEPENDENT SCHOOL DISTRICT
INTEREST & SINKING-FUND 599

FISCAL YEAR 2018-19

		<u>As Proposed</u>
Revenue:		
	5700 Local	561,375
	5800 Existing Debt Allotment	36,568
	Total Revenue	<u>\$ 597,943.00</u>
Expenditures		
	71 Debt Service/Bond Payment	559,790
	Total Expenditures	<u>\$ 559,790.00</u>
Net Revenue Over Expenditures		\$ 38,153.00



APPROVED

August 21, 2018

DATE ADOPTED